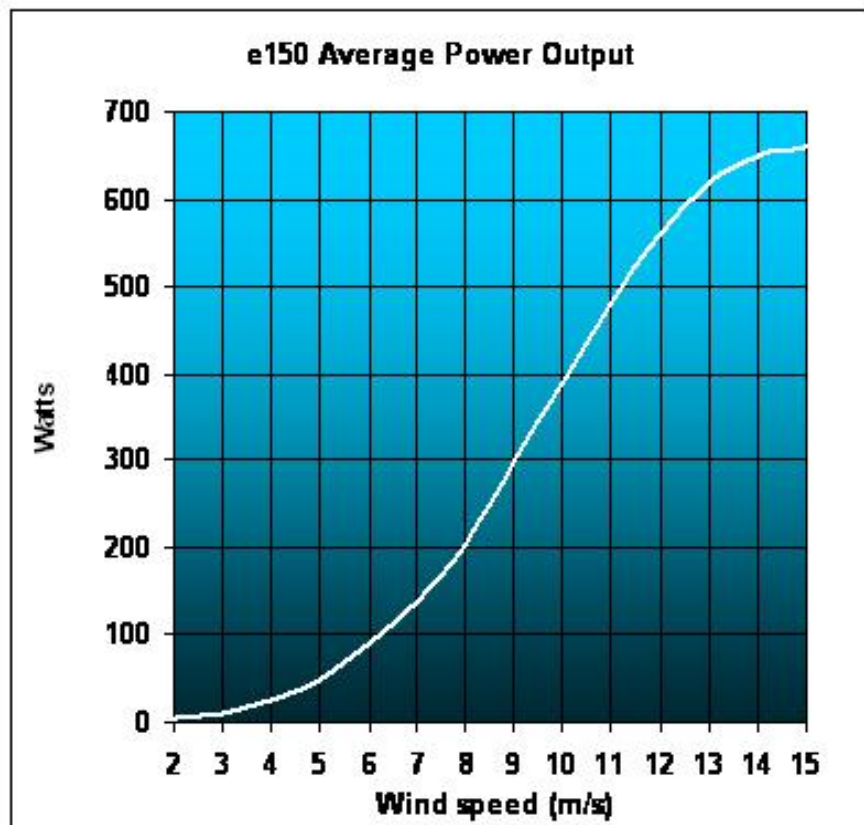


Kestrel e150i - 0.6kW

Annual Energy Output:

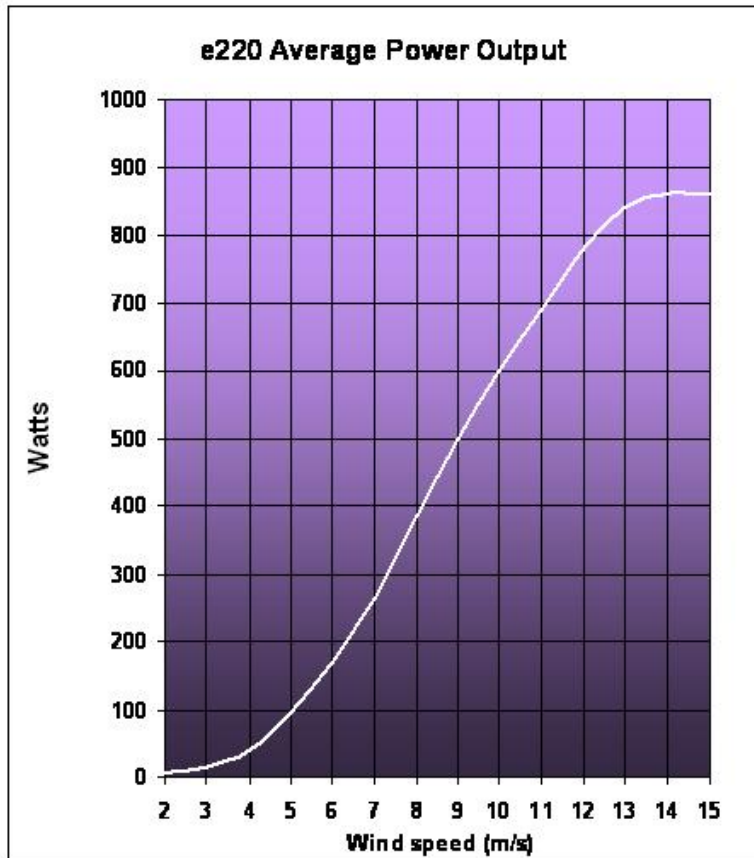
Wind speed m/s / mph	Yearly - kWh			
	12V	24V	48V	200V
2 / 4.4	35	43	50	53
3 / 6.7	118	143	168	176
4 / 8.9	279	339	399	419
5 / 11.2	523	635	747	784
6 / 13.4	824	1000	1177	1236
7 / 15.7	1143	1388	1633	1715
8 / 17.9	1441	1750	2059	2162
9 / 20.1	1688	2050	2412	2533
10 / 22.4	1870	2271	2672	2806



Kestrel e220i - 0.8kW

Annual Energy Output:

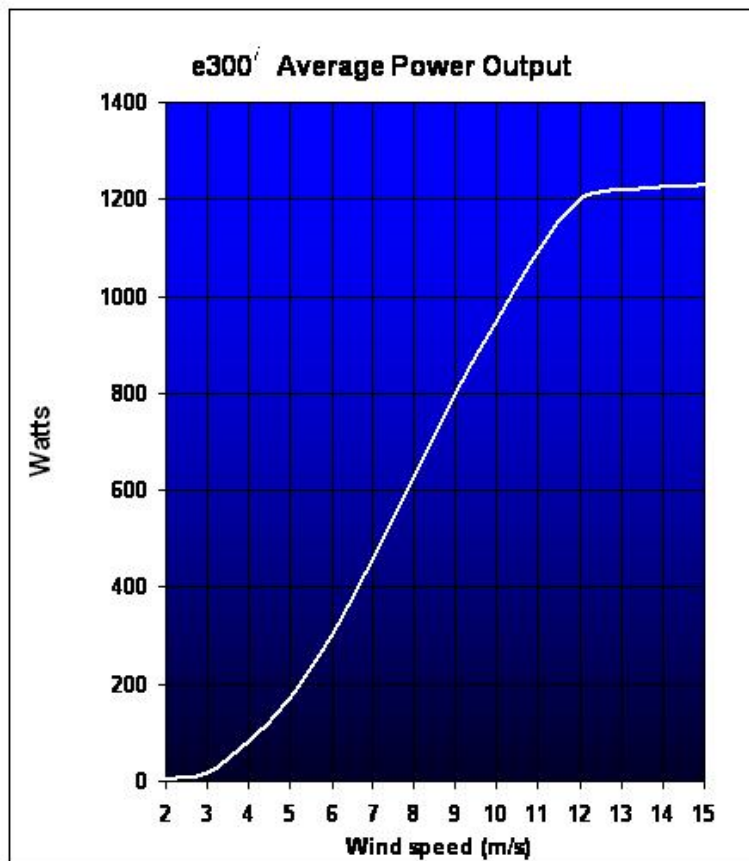
Wind speed m/s / mph	Yearly - kWh			
	12V	24V	48V	200V
2 / 4.4	60	72	85	89
3 / 6.7	212	258	303	318
4 / 8.9	503	610	718	754
5 / 11.2	900	1092	1285	1349
6 / 13.4	1344	1632	1920	2016
7 / 15.7	1783	2165	2547	2674
8 / 17.9	2171	2637	3102	3257
9 / 20.1	2481	3012	3544	3721
10 / 22.4	2699	3277	3855	4048



Kestrel e300i - 1.0kW

Annual Energy Output:

Wind speed m/s / mph	Yearly - kWh			
	12V	24V	48V	200V
2 / 4.4	112	136	160	168
3 / 6.7	392	476	560	588
4 / 8.9	880	1068	1257	1320
5 / 11.2	1513	1837	2161	2269
6 / 13.4	2195	2665	3135	3292
7 / 15.7	2843	3452	4061	4264
8 / 17.9	3399	4128	4856	5099
9 / 20.1	3829	4650	5470	5744
10 / 22.4	4121	5004	5887	6181



Kestrel e400i - 3.0kW

Annual Energy Output:

Wind speed m/s / mph	Yearly - kWh			
	12V	24V	48V	200V
2 / 4.4	162	197	232	244
3 / 6.7	619	751	884	928
4 / 8.9	1513	1837	2161	2269
5 / 11.2	2829	3436	4042	4244
6 / 13.4	4406	5350	6294	6609
7 / 15.7	6025	7316	8607	9037
8 / 17.9	7496	9103	10709	11244
9 / 20.1	8688	10549	12411	13032
10 / 22.4	9541	11586	13630	14312

